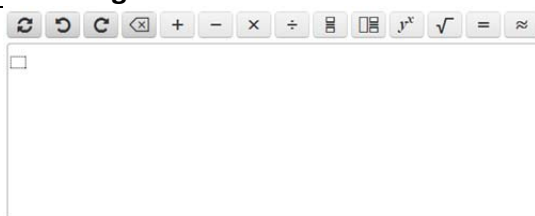



Tips for Entering Math Answers

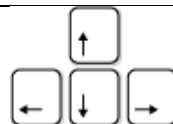
- Some math questions ask you to write your answer in a box like the one here. This is NOT a calculator. You should use this box the same way you use a pencil and paper to write a math problem.



- You can use the buttons and math symbols around the box to write your answer. You can also use your keyboard to enter numbers, letters, and some math symbols. Remember that not all math symbols are on the keyboard.
- Click on the subject names on the right side of the answer box to open the menus. Click on them again to close the menus. All the math symbols are displayed on page 2 of this document.
- If you are using a tablet, select the “more symbols” button  to show the side menus.

How to Move or Change Your Answer

- Use the arrow keys on your keyboard to move around in the box and to help with move out of fractions and parentheses.



- You can use these four buttons to change your answer:



“Clear all” to start over



“Undo” what you just entered



“Backspace” to remove math to the left



“Redo” to restore what you deleted

- Some symbols like \times or \div act on two numbers. You can change those symbols to other symbols, but to delete the symbol you first need to delete one of the numbers it acts on.


$$2 + 3$$

To change a plus (+) to a new symbol, select the plus (+), then select the button for the symbol you want to use.

$$2 + 3$$

To delete a plus (+), first delete one of the numbers that it acts on. In this example, delete the 3 first. Then delete the plus (+).

How to Answer Fill-in-the-Blank Questions

- You may get to a new question and see numbers and symbols in the answer box. When you do, fill in all of the blanks to complete the answer.
- The “clear all” button  will erase only the blanks.
- If you don’t know the full answer, fill in as much of it as you can. You may get part of the answer right.

$$2 + \square = 3 + \square = 5$$

↑ ↑
Fill in the blanks

How to Mix Words and Math in Answers

- Some math questions ask you to show your work. When you see the words “Explain or justify your answer”, the answer box will let you type words, math symbols and numbers.
- When you enter a math symbol, the answer box will know you are entering math.
- When you hit the space bar or enter key, you can go back to entering text.
- Important** — do NOT hit the space bar while you are entering math symbols or expressions. See examples below.



Theansweris


If words run together, you are only entering math symbols and numbers



The answer is $1 + x$

If hitting the space bar gives spaces, you can enter text and math symbols and numbers together

Using the Math Symbols around the Answer Box

- The top bar and side menus around the answer box have math symbols that you can use to enter your answer.
- Some of these symbols are not on your keyboard, and you may need these symbols to enter your answer.
- If you are using a tablet, press the “more symbols” button  to show the side menus.
- The subject names on the right side of the answer box are side menus that contain extra math symbols you can use to enter your answer. The math symbols are grouped by subject name. Click on the subject name such as “Arithmetic and Units” to open a menu.
- After you open a couple of menus you may need to scroll up or down to see all the symbols. You can close a menu by clicking again on the menu subject name.

▼ Numbers

0	1	2	3
4	5	6	7
8	9	,	.
π			

▼ Arithmetic and Units

+	-	\times	\div
\pm	-	.	/
$\$$	$^{\circ}$	$\%$	

▼ Relations

=	\neq	\approx	\cong
<	>	\approx	\neq
\leq	\geq	\parallel	\neq

▼ Geometry

\rightarrow	\leftrightarrow	-	\parallel
\perp	\angle	m \angle	\triangle
\square	\odot		

▼ Exponents and Roots

y^x	$\sqrt{\quad}$	$\sqrt[3]{\quad}$
-------	----------------	-------------------

▼ Groups

(\cdot)	[\cdot]	{ \cdot }	\cdot
-------------	-------------	-------------	---------